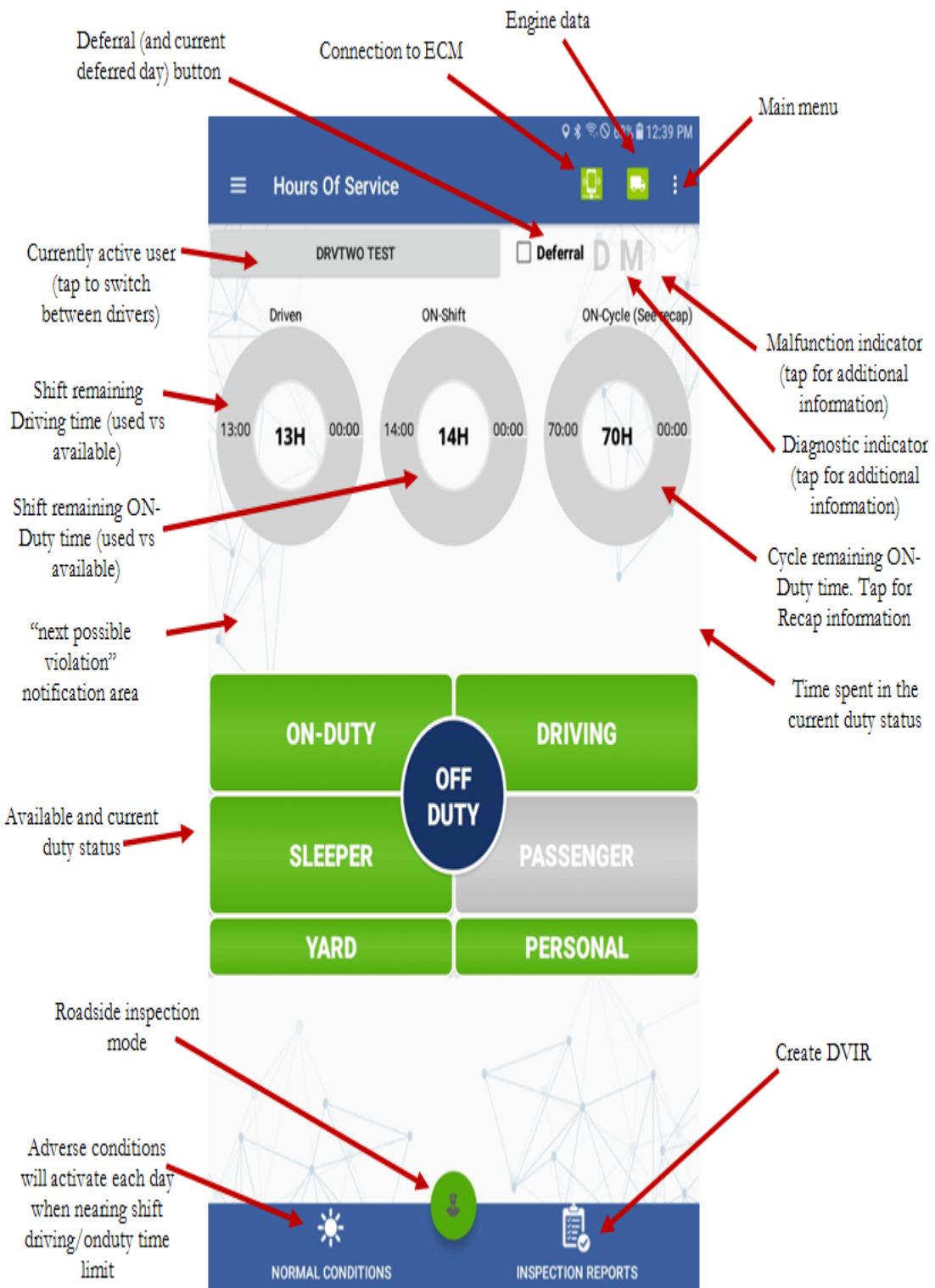


# ELD Main Operation Screen



- Changing Duty Status

To change the duty status, tap on the desired duty status button. Changing to (and out of) ON-DUTY, YARD and PERSONAL will prompt you to select a pre-defined remark or enter your own remark. When coming out of ON-DUTY status, you can input the number of gallons fueled into the vehicle which are required for proper IFTA reporting.

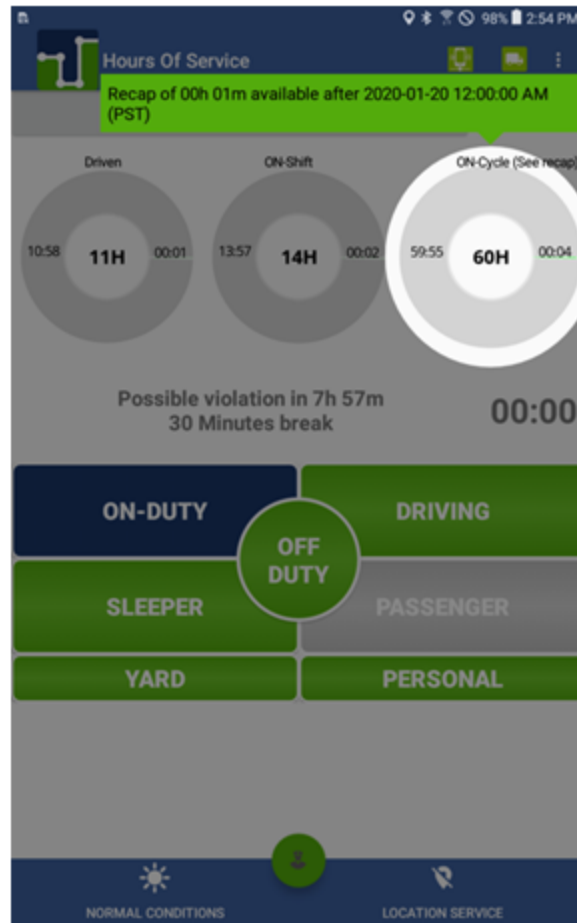
- Time Remaining

The three donuts constantly show the actual time spent on each status (driving, ON-Duty, and cycle ON-Duty). The corresponding donut will turn yellow or red to indicate proximity to the time limit.

- Recap

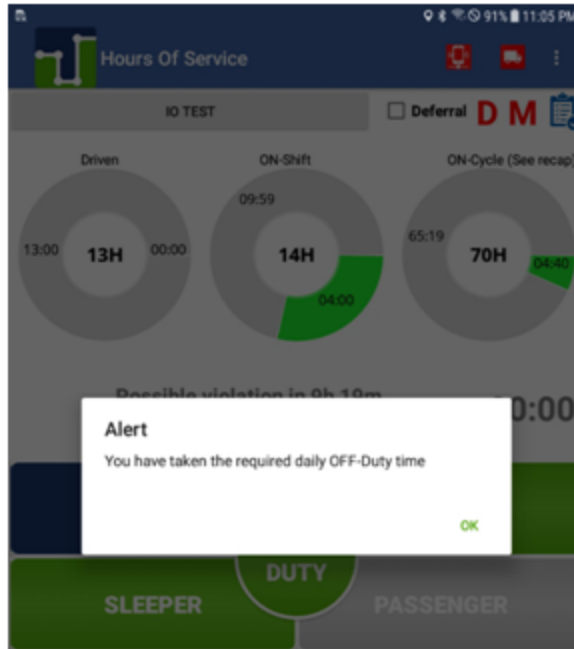
Tap on the “ON-Cycle (see recap)” donut to see how much ON-Duty time will be removed once the 7th or 14th day is reached. The recap summary message also tells you the day and time when the next available recap will take place.

This information has immense value for the driver, so you can plan your weekly cycle and be aware of the time you will get back each day, after the 7th or 14th day (according to the currently selected ruleset).

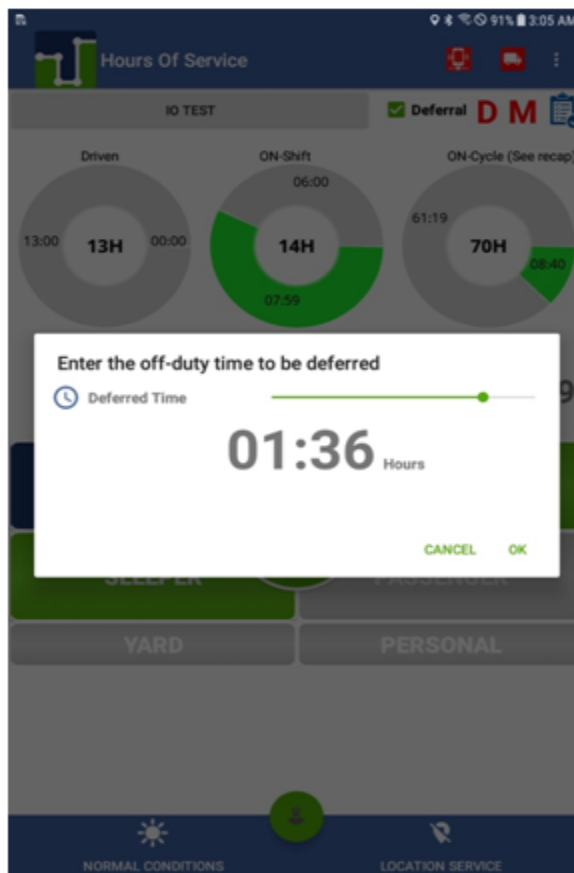


- Deferral

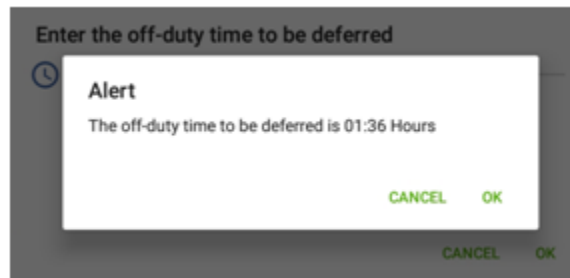
You, as a driver, may split the off-duty time over any two consecutive days by deferring a maximum of two hours of the required daily off-duty time from the first day to the second day and increasing the total driving and on-duty times in the first day by not more than two hours. To make use of deferral of daily OFF-Duty time, tap on the Deferral checkbox on the ELD's main screen. If you have taken the required 10-hour OFF-Duty time for the current 24-hour period, then no deferral time is needed, and a notification will show you are in such situation:



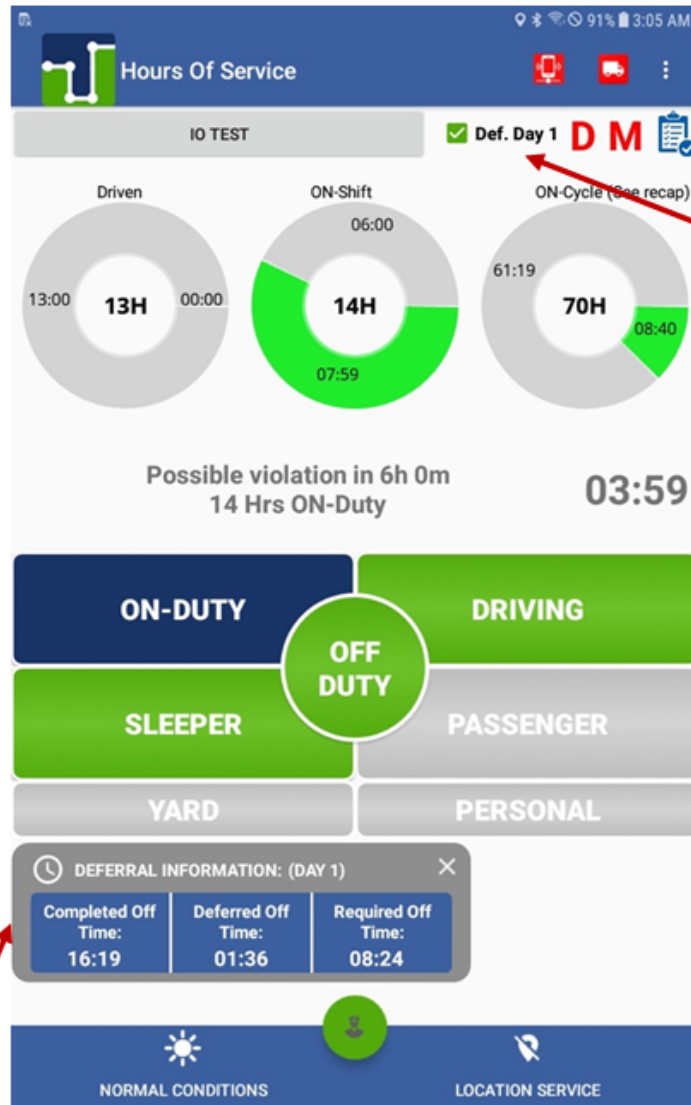
If you would like to defer time to the next day, use the slider to select how much time you would like to defer:



Once you select how much time you want to defer, you will need to confirm:



For the current and the next day, your main ELD screen will show information regarding your deferred time and when OFF-Duty time is fully taken in order to remain compliant with Hours-of-Service regulations:



Current deferral Day 1 or 2

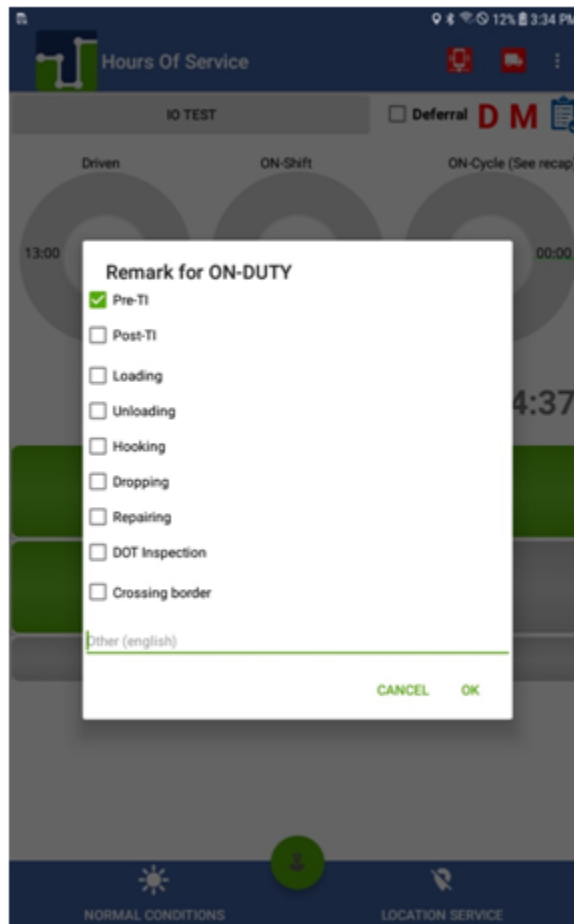
Keep track of Deferral time. You need a total of 20 hours OFF-Duty time between the 2 days. Required OFF-Time also includes mandatory 8 consecutive hours

- Possible Violations

This area shows the closest possible violation. It also triggers a notification pop-up one hour before the violation and another one thirty minutes before the next possible violation.

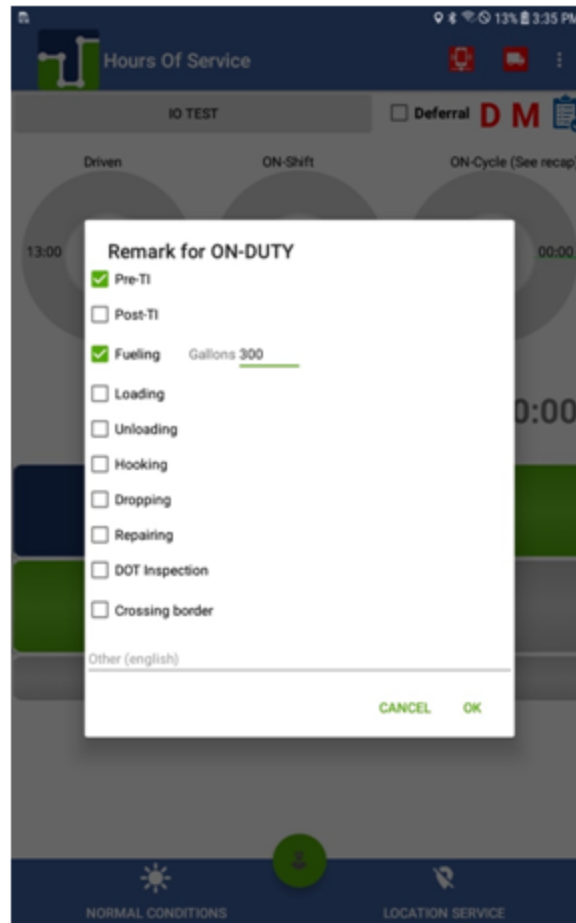
- Annotations & Remarks

When changing to (and out of) ON-DUTY, YARD, and PERSONAL duty status, the ELD will show you the pre-defined remarks to simplify the use of the ELD. You can also type your own remark:



- Fuel Purchase Capture (IFTA report)

Please, enter the number of gallons put in the vehicle (when refueling) for an accurate IFTA report:



- Co-Driver Operation (authentication & remarks)

A co-driver can authenticate by tapping on the currently active driver button (which brings the login screen) or the co-driver can go to the menu and select the Co-Driver Login option.

- Roadside Inspection Mode

If you are stopped on the road, we recommend you enter the Roadside Inspection Mode by tapping on the button. This mode allows you to export the Printout/Display document as well as exporting the ELD data file:



